

# Granny Diamond Stitch

## SQUARE 14


- This square is crocheted with 3 colors **A**, **B**, and **C** working in rows.
- All color changes are done with the last yo of last dc in current color.
- All even-numbered rows are crocheted with 2 colors carrying the yarn inside your sts.

With **A**, ch 40.

**Row 1 (WS).** [**A**] Dc 1 in fourth ch from hook, \*ch 1, sk 3, [dc 3] in next ch, ch 1. Repeat from \* **8** times. Sk 3, [dc 2] in last ch. (28 dc, 9 ch-1 sps, photo 1)




**Row 2 (RS).** [**A**] Ch 3 (counts as a dc here and throughout), turn. Sk 1, \*[dc 3] in next ch-1 sp closing last st with **B** (photo 2). [**B**] Ch 1, sk 3, [dc 3] in next st closing last st with **A** (photo 3). Repeat from \* **4** times. [**A**] [Dc 3] in next ch-1 sp closing last st with **B**. [**B**] Sk 1, dc 1 in last st. (29 dc, 8 ch-1 sps, photo 4)



**Row 3.** [**B**] Ch 3, turn. Dc 1 in very first st, \*ch 1, sk 3, [dc 3] in next ch-1 sp. Repeat from \* **8** times. Ch 1, sk 3, [dc 2] in last st closing last dc with **C**. (28 dc, 9 ch-1 sps)

**Row 4.** [**C**] Ch 3 (photo 5), turn. Sk 1, \*[dc 3] in next ch-1 sp closing last st with **B** (photo 6). [**B**] Ch 1, sk 3, [dc 3] in next st closing last st with **C**. Repeat from \* **4** times. [**C**] [Dc 3] in next ch-1 sp, sk 1, dc 1 in last st. (29 dc, 8 ch-1 sps, photo 7)



# Granny Diamond Stitch

**Row 5. [C]** Ch 3, turn. Dc 1 in very first st, \*ch 1, sk 3, [dc 3] in next ch-1 sp. Repeat from \* 8 times. Ch 1, sk 3, [dc 2] in last st closing last dc with C. (28 dc, 9 ch-1 sps)

**Row 6. [C]** Ch 3, turn. Sk 1, \*[dc 3] in next ch-1 sp closing last st with A. **[A]** Ch 1, sk 3, [dc 3] in next st closing last st with C. Repeat from \* 4 times. **[C]** [Dc 3] in next ch-1 sp closing last st with A. **[A]** Sk 1, dc 1 in last st. (29 dc, 8 ch-1 sp)

**Row 7. [A]** Ch 3, turn. Dc 1 in very first st, \*ch 1, sk 3, [dc 3] in next ch-1 sp. Repeat from \* 8 times. Ch 1, sk 3, [dc 2] in last st closing last dc with B. (28 dc, 9 ch-1 sps)

**Row 8. [B]** Ch 3, turn. Sk 1, \*[dc 3] in next ch-1 sp closing last st with A. **[A]** Ch 1, sk 3, [dc 3] in next st closing last st with B. Repeat from \* 4 times. **[B]** [Dc 3] in next ch-1 sp, sk 1, dc 1 in last st. (29 dc, 8 ch-1 sp)

**Row 9. [B]** Ch 3, turn. Dc 1 in very first st, \*ch 1, sk 3, [dc 3] in next ch-1 sp. Repeat from \* 8 times. Ch 1, sk 3, [dc 2]. (28 dc, 9 ch-1 sps)

**Row 10. [B]** Ch 3, turn. Sk 1, \*[dc 3] in next ch-1 sp closing last st with C. **[C]** Ch 1, sk 3, [dc 3] in next st closing last st with B. Repeat from \* 4 times. **[B]** [Dc 3] in next ch-1 sp closing last st with C. **[C]** Sk 1, dc 1 in last st. (29 dc, 8 ch-1 sp)

**Row 11. [C]** Ch 3, turn. Dc 1 in very first st, \*ch 1, sk 3, [dc 3] in next ch-1 sp. Repeat from \* 8 times. Ch 1, sk 3, [dc 2] in last st closing last dc with A. (28 dc, 9 ch-1 sps)

**Row 12. [A]** Ch 3, turn. Sk 1, \*[dc 3] in next ch-1 sp closing last st with C. **[C]** Ch 1, sk 3, [dc 3] in next st closing last st with A. Repeat from \* 4 times. **[A]** [Dc 3] in next ch-1 sp, sk 1, dc 1 in last st. (29 dc, 8 ch-1 sp)

**Row 13. [A]** Ch 3, turn. Dc 1 in very first st, \*ch 1, sk 3, [dc 3] in next ch-1 sp. Repeat from \* 8 times. Ch 1, sk 3, [dc 2] in last st. (28 dc, 9 ch-1 sps)

**Rows 14-18.** Repeat rows 2 to 6.

## GRANNY BORDER

At the end of row 18, fasten off C and continue crocheting with A.


**Round 19.** Ch 4 (counts as a dc and a ch-2 sp), [dc 3] in last st of row 18. (Ch 1, sk the side of next row (row 17), [dc 3] on the side of next row) 8 times. Ch 1, sk the side of next row, [dc 3, ch 2, dc 3] at the base of first 2 sts of row 1 (see pink arrow in photo 8).





# Granny Diamond Stitch

(Ch 1, sk next 3 chs, [dc 3] in next ch) **8** times. Ch 1, sk 3, [dc 3, ch 2, dc 3] in next ch (*this is the base of last st of row 1, photo 10*).



Ch 1, sk the side of first row, [dc 3] on the side of next row, (ch 1, sk the side of next row, [dc 3] on the side of next row) **7** times.



Ch 1, sk the side of last 2 rows, [dc 3, ch 2, dc 3] in first st of row 18 (*photo 11*).

(Ch 1, sk 3, [dc 3] in next ch-1 sp) **8** times. Ch 1, sk 3, [dc 2] in last st of row 18. Sl st in third-made ch to join. (30 dc and 9 ch-1 sps per side, 4 ch-2 sps)